

SALADETTE ACCIAIO AISI 304

AISI 304 SALADETTE BENCH



SALADETTE SF 901 BC

Banco saladette statico con agitatore 2 ante, scomparto per bacinelle Gastronorm.
2 doors static-fan assisted saladette bench, Gastronorm tray holder.



SALADETTE SF 903 BC

Banco saladette statico con agitatore 3 ante, scomparto per bacinelle Gastronorm.
3 doors static-fan assisted saladette bench, Gastronorm tray holder.



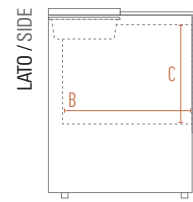
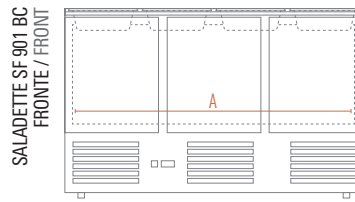
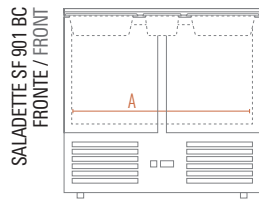
Termostato elettronico
Electronic thermostat



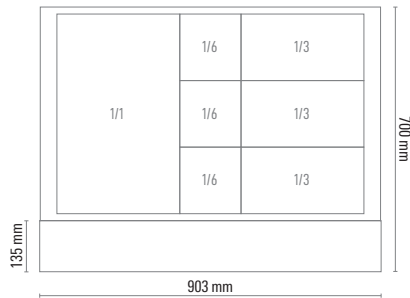
Superficie interna ed esterna acciaio inox
Stainless steel body and inner liner



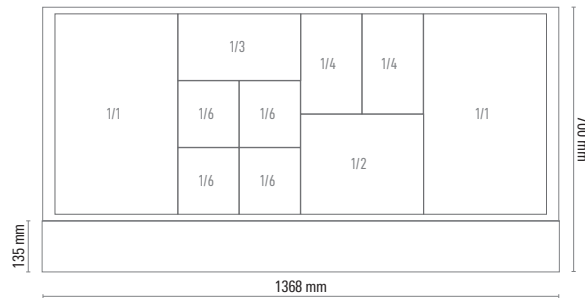
Scomparto per bacinelle GN
Gastronorm tray holder.



SALADETTE SF 901 BC
ESEMPIO CONFIGURAZIONE BACINELLE GN
EXAMPLE GN TRAY CONFIGURATION



SALADETTE SF 903 BC
ESEMPIO CONFIGURAZIONE BACINELLE GN
EXAMPLE GN TRAY CONFIGURATION



Dimensioni mm / Dimensions mm	SF 901 BC	SF 903 BC
Dimensioni Esterne (LxPxH) / External Dimensions (WxDxH)	900 x 700 x 870*	1365 x 700 x 870*
Dimensioni Imballo (LxPxH) / Packaging Dimensions (WxDxH)	978 x 760 x 1060	1390 x 730 x 1060
A - Larghezza / Width	830	1295
B - Profondità / Depth	595	595
C - Altezza / Height	456	456

*L'altezza totale è comprensiva dei piedi regolati alla minima altezza / The total height of the units includes the feet adjusted at minimum height level

Caratteristiche Tecniche / Technical Features	SF 901 BC	SF 903 BC
Temperatura / Temperature Range	+2 °C / +8 °C	+2 °C / +8 °C
Classe Climatica / Climate Class	4	4
Volume Netto-Lordo / Net-Gross Volume	Lt. 160 / 257	Lt. 251 / 400
Superficie Esterna / Body	Acciaio Inox AISI 304 / AISI 304 Stainless steel	Acciaio Inox AISI 304 / AISI 304 Stainless steel
Superficie Interna / Inner Liner	Acciaio Inox AISI 304 / AISI 304 Stainless steel	Acciaio Inox AISI 304 / AISI 304 Stainless steel
Termostato / Thermostat	Elettronico / Electronic	Elettronico / Electronic
Rumorosità / Noise level	dB 42	dB 42
Smart Link WiFi Controllo remoto / Remote controller	Optional	Optional
Spessore isolamento / Insulation thickness	mm 35	mm 35
Sbrinamento Defrost	Automatico a fermo compressore Automatic compressor cycle	Automatico a fermo compressore Automatic compressor cycle
Mensole (standard - capienza max) (LxP) Shelves (standard - max capacity) (WxD)	N° 2 - mm 323 x 570 (max 6)	N° 3 - mm 323 x 570 (max 9)
Ruote-Piedi / Castors-Feet	4 Piedi / 4 Feet - h 25/33 mm	4 Piedi / 4 Feet - h 25/33 mm
Bacinelle GN / GN Baskets	Non previste / Not available	Non previste / Not available
Piano di taglio in poliestere (LxPxH) / Polyester worktop (WxDxH)	903 x 135 x 20 mm	1368 x 135 x 20 mm
Peso Netto-Lordo / Net-Gross Weight	Kg 70 / 81	Kg 107 / 122
Voltaggio / Voltage	V 220-240	V 220-240
Frequenza / Frequency	Hz 50	Hz 50
Refrigerante / Refrigerant	R600A	R600A
Assorbimento / Absorption	W 155	W 235
Consumo Energia / Energy Consumption	Kwh/24H 2,42	Kwh/24H 3,95