

ARMADI MURALI REFRIGERATI

MULTIDECK COOLERS



ROMA 70 TN BLK

Armadio murale ventilato.
Temperatura normale.
Ventilated multideck cooler.
Positive temperature.



ROMA 124 TN BLK

Armadio murale ventilato due porte.
Temperatura normale.
Two doors ventilated multideck cooler.
Positive temperature.



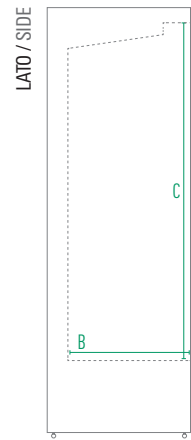
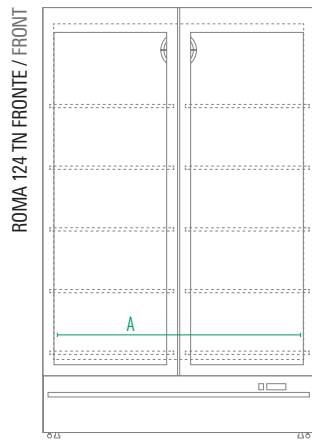
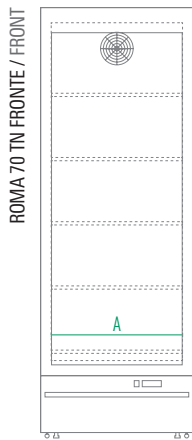
Superficie esterna in lamiera nera opaca
Matte black prepainted sheet



Porta vetro senza cornice
Full glass frameless door



Termostato digitale
Digital thermostat



Dimensioni mm / Dimensions mm	ROMA 70 TN BLK	ROMA 124 TN BLK
Dimensioni Esterne (LxPxH) / External Dimensions (WxDxH)	700 x 700 x 1967	1245 x 727 x 1967
Dimensioni Imballo (LxPxH) / Packaging Dimensions (WxDxH)	755 x 735 x 2120	1300 x 765 x 2100
A - Larghezza / Width	603	1148
B - Profondità / Depth	565	506
C - Altezza / Height	1551	1541

Caratteristiche Tecniche / Technical Features	ROMA 70 TN BLK	ROMA 124 TN BLK
Temperatura / Temperature Range	0 °C / +10 °C	0 °C / +10 °C
Classe Climatica / Climate Class	5	T
Volume Netto-Lordo / Net-Gross Volume	Lt. 371 / 506	Lt. 697 / 988
Superficie Esterna Body	Lamiera nera opaca preverniciata con trattamento anticorrosione Matte black prepainted sheet with anticorrosion treatment	Lamiera nera opaca preverniciata con trattamento anticorrosione Matte black prepainted sheet with anticorrosion treatment
Porta Door	Porta vetro senza cornice Full glass frameless door	Porta vetro senza cornice Full glass frameless door
Superficie Interna Inner Liner	Lamiera nera opaca preverniciata con trattamento anticorrosione Matte black prepainted sheet with anticorrosion treatment	Lamiera nera opaca preverniciata con trattamento anticorrosione Matte black prepainted sheet with anticorrosion treatment
Termostato / Thermostat	Elettronico / Electronic	Elettronico / Electronic
Rumorosità / Noise level	dB 65	dB 65
Smart Link WiFi Controllo remoto / Remote control	Optional	Optional
Spessore isolamento / Insulation thickness	mm 48,5	mm 48,5
Sbrinamento Defrost	Automatico a fermo compressore Automatic compressor cycle	Automatico a fermo compressore Automatic compressor cycle
Illuminazione / Lighting	2 Led verticali / Vertical	3 Led verticali / Vertical
Chiusura automatica porta / Self closing door	Si / Yes	Si / Yes
Mensole con portaprezzo (LxP) / Shelves with price holder (WxD)	N° 4 + 1 - mm 583 x 489	N° 8 + 2 - mm 563 x 488
Ruote-Piedi / Castors-Feet	4 Ruote + 2 Piedi / 4 Castors + 2 Feet	6 Ruote + 2 Piedi / 6 Castors + 2 Feet
Peso Netto-Lordo / Net Weight	Kg 99 / 114	Kg 162,5 / 179
Voltaggio / Voltage	V 220-240	V 220-240
Frequenza / Frequency	Hz 50	Hz 50
Refrigerante / Refrigerant	R290	R290
Assorbimento / Absorption	W 310	W 420
Consumo Energia / Energy Consumption	KwH/24H 3,2	KwH/24H 3,52