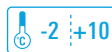


# FRIGO SOTTO BANCO SUBZERO

## SUBZERO BACK BAR COOLER



SUB ZERO

### COLD BAR 100 INOX

Frigo sotto banco statico con agitatore  
Static-fan assisted back bar cooler

Porta / Door ● RAL 7047




SUB ZERO

### COLD BAR 200 INOX

Frigo sotto banco statico con agitatore  
Static-fan assisted back bar cooler

Porta / Door ● RAL 7047



SUB ZERO


### COLD BAR 300 INOX

Frigo sotto banco statico con agitatore  
Static-fan assisted back bar cooler

Porta / Door ● RAL 7047

Capienza / Capacity	COLD BAR 100 INOX	COLD BAR 200 INOX	COLD BAR 300 INOX
Bottiglia lt. 1 / Bottle lt. 1	23	42	70
Bottiglia cl. 75 / Bottle cl. 75	30	44	80
Bottiglia cl. 66 / Bottle cl. 66	36	54	132
Bottiglia cl. 50 / Bottle cl. 50	56	110	175
Bottiglia cl. 33 / Bottle cl. 33	64	135	225
Lattina cl. 33 / Can cl. 33	122	225	360

Dati indicativi e variabili a seconda dei diversi packaging / Variable data depending on the different packaging



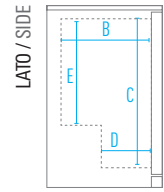
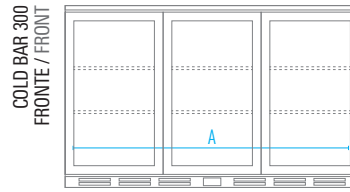
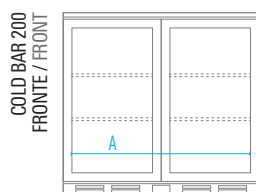
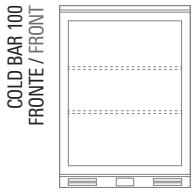
Interno in Acciaio Inox AISI 304  
AISI 304 Stainless Steel inner liner



Porta vetro senza cornice con maniglia integrata  
Full glass frameless door with integrated handle



Termostato elettronico  
Electronic thermostat



Dimensioni mm / Dimensions mm	COLD BAR 100 INOX	COLD BAR 200 INOX	COLD BAR 300 INOX
Dimensioni Esterne (LxPxH) / External Dimensions (WxDxH)	600 x 515 x 835	900 x 515 x 835	1350 x 515 x 835
Dimensioni Imballo (LxPxH) / Packaging Dimensions (WxDxH)	640 x 555 x 1040	940 x 555 x 1040	1390 x 555 x 1040
A - Larghezza / Width	590	820	1270
B - Profondità / Depth	415	415	415
C - Altezza / Height	685	685	685
D - Profondità Min. / Min. Depth	198	198	198
E - Altezza Min. / Min. Height	497	497	497

Caratteristiche Tecniche / Technical Features	COLD BAR 100 INOX	COLD BAR 200 INOX	COLD BAR 300 INOX
Temperatura / Temperature Range	-2 °C / +10 °C	-2 °C / +10 °C	-2 °C / +10 °C
Classe Climatica / Climate Class	4	4	4
Volume Netto-Lordo / Net-Gross Volume	Lt. 95 / 121	Lt. 150 / 188	Lt. 241 / 293
Superficie Esterna / Body	Acciaio Inox AISI 304 AISI 304 Stainless steel	Acciaio Inox AISI 304 AISI 304 Stainless steel	Acciaio Inox AISI 304 AISI 304 Stainless steel
Porta / Door	Vetro senza cornice Full glass	Vetro senza cornice Full glass	Vetro senza cornice Full glass
Superficie Interna / Inner Liner	Acciaio Inox AISI 304 AISI 304 Stainless steel	Acciaio Inox AISI 304 AISI 304 Stainless steel	Acciaio Inox AISI 304 AISI 304 Stainless steel
Termostato / Thermostat	Elettronico / Electronic	Elettronico / Electronic	Elettronico / Electronic
Smart Link WiFi   Controllo remoto / Remote control	Optional	Optional	Optional
Rumorosità / Noise level	dB 60	dB 60	dB 60
Spessore isolamento / Insulation thickness	mm 40	mm 40	mm 40
Sbrinatorio / Defrost	Automatico con resistenza elettrica Automatic with electric heater	Automatico con resistenza elettrica Automatic with electric heater	Automatico con resistenza elettrica Automatic with electric heater
Illuminazione / Lighting	1 Led orizzontale / horizontal	1 Led orizzontale / horizontal	1 Led orizzontale / horizontal
Chiusura automatica porta / Self closing door	Chiusura ammortizzata Soft closing	Chiusura ammortizzata Soft closing	Chiusura ammortizzata Soft closing
Reversibilità porta / Reversible door	No	-	-
Mensole (LxP) / Shelves (WxD)	N° 2 - mm 502 x 353	N° 4 - mm 399 x 346	N° 4 - mm 399 x 346 laterale / lateral N° 2 mm 446 x 346 centrale / middle
Ruote-Piedi / Castors-Feet	4 Piedi / 4 Feet	4 Piedi / 4 Feet	4 Piedi / 4 Feet
Peso Netto-Lordo / Net-Gross Weight	Kg 47 / 57	Kg 68 / 80	Kg 92 / 108
Voltaggio / Voltage	V 220-240	V 220-240	V 220-240
Frequenza / Frequency	Hz 50	Hz 50	Hz 50
Refrigerante / Refrigerant	R600A	R600A	R600A
Assorbimento / Absorption	W 120	W 160	W 160
Consumo Energia / Energy Consumption	KwH/24H 0,95	KwH/24H 1,43	KwH/24H 1,98