

CONGELATORI VERTICALI

PASTRY CABINET



Pastry & Frozen



VICTORIA 65 NFN BLACK/WHITE

Freezer pasticceria quattro lati vetro
no frost negativo.
No frost negative four-sided glass
pastry cabinet.

Colori disponibili / Available colors



VICTORIA 85 NFN BLACK/WHITE

Freezer pasticceria quattro lati vetro
no frost negativo.
No frost negative four-sided glass
pastry cabinet.

Colori disponibili / Available colors



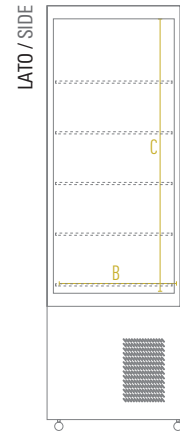
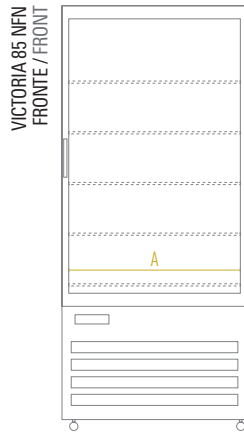
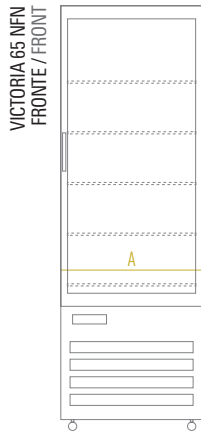
Porta a sfioro senza cornice
Full glass frameless door



Termostato elettronico
Electronic thermostat



Valvola per sbrinamento a gas caldo
Hot gas defrost valve



Dimensioni mm / Dimensions mm	VICTORIA 65 NFN	VICTORIA 85 NFN
Dimensioni Esterne (LxPxH) / External Dimensions (WxDxH)	650 x 650 x 1950	850 x 650 x 1950
Dimensioni Imballo (LxPxH) / Packaging Dimensions (WxDxH)	760 x 760 x 2170	960 x 760 x 2070
A - Larghezza / Width	550	750
B - Profondità / Depth	495	495
C - Altezza / Height	1119	1119

Caratteristiche Tecniche / Technical Features	VICTORIA 65 NFN	VICTORIA 85 NFN
Temperatura / Temperature Range	-22 °C / -18 °C	-22 °C / -18 °C
Classe Climatica / Climate Class	4	4
Volume Netto / Net Volume	Lt. 319 / 340	Lt. 439 / 450
Superficie esterna / Body	Acciaio - Vetro Stainless steel - Glass	Acciaio - Vetro Stainless steel - Glass
Termostato / Thermostat	Elettronico / Electronic	Elettronico / Electronic
Rumorosità / Noise level	dB 53	dB 53
Sbrinamento / Defrost	Automatico a gas caldo Automatic with hot gas system	Automatico a gas caldo Automatic with hot gas system
Illuminazione / Lighting	4 Led verticali / Vertical	4 Led verticali / Vertical
Chiave e serratura / Lock and key	Si / Yes	Si / Yes
Chiusura automatica porta / Self closing door	Chiusura ammortizzata / Soft closing	Chiusura ammortizzata / Soft closing
Mensole in vetro temperato (LxP) / Tempered glass shelves (WxD)	N° 5 - mm 530 x 417	N° 5 - mm 730 x 417
Ruote-Piedi / Castors-Feet	4 Ruote / 4 Castors	4 Ruote / 4 Castors
Peso Netto-Lordo / Net-Gross Weight	Kg 203 / 225	Kg 211 / 233
Voltaggio / Voltage	V 220-240	V 220-240
Frequenza / Frequency	Hz 50	Hz 50
Refrigerante / Refrigerant	R290	R290
Assorbimento / Absorption	W 1000	W 1000
Consumo Energia / Energy Consumption	KwH/24H 23,51	KwH/24H 26,53